

North Dakota Cancer Fast Facts

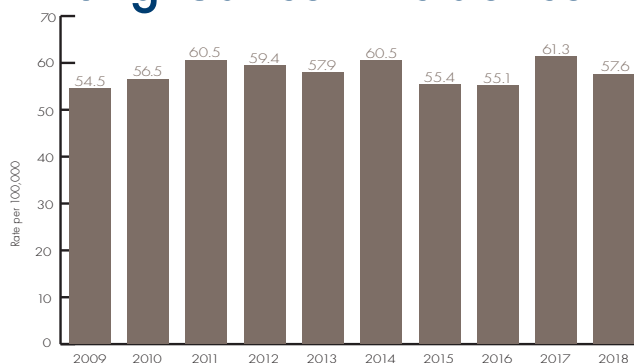
Top Cancers in North Dakota by Incidence, 2009-2018

Cancer	Incidence	Mortality
Breast	129.4	18.1
Prostate	118.2	18.0
Lung & Bronchus	58.0	34.0
Colorectal	41.0	13.4
Uterus	26.3	4.6
Melanoma	23.7	2.0
Bladder	19.6	3.5
Non-Hodgkin Lymphoma	18.5	5.1
Kidney & Renal Pelvis	17.7	3.5
Thyroid	17.2	0.7

Rates per 100,000, age-adjusted

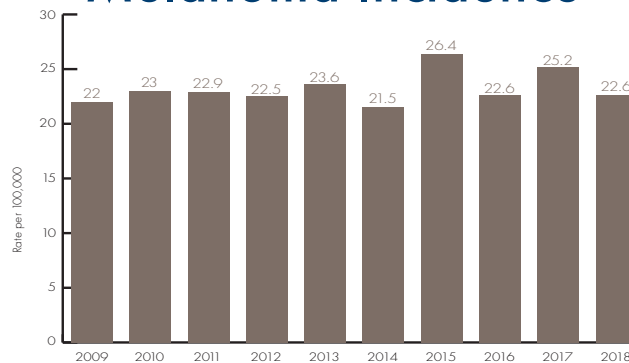
Source: ND Statewide Cancer Registry

Lung Cancer Incidence



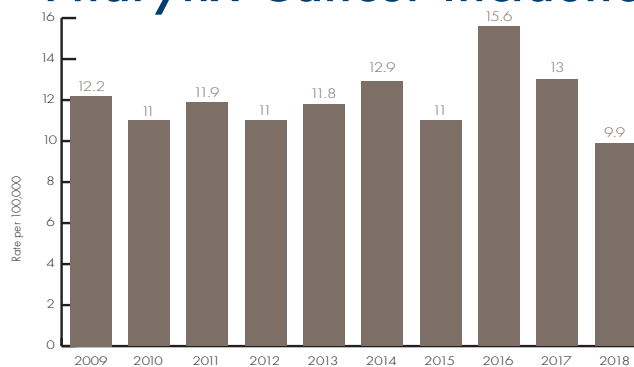
Year Data source: ND Statewide Cancer Registry

Melanoma Incidence



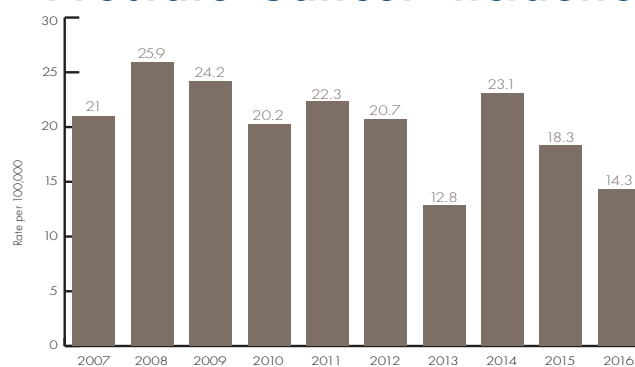
Year Data source: ND Statewide Cancer Registry

Oral Cavity and Pharynx Cancer Incidence



Year Data source: ND Statewide Cancer Registry

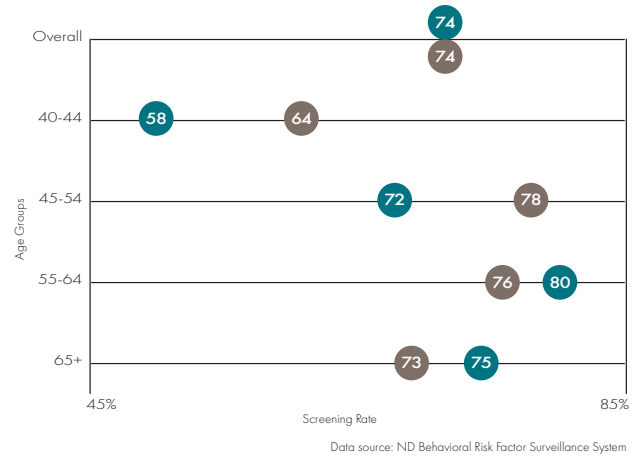
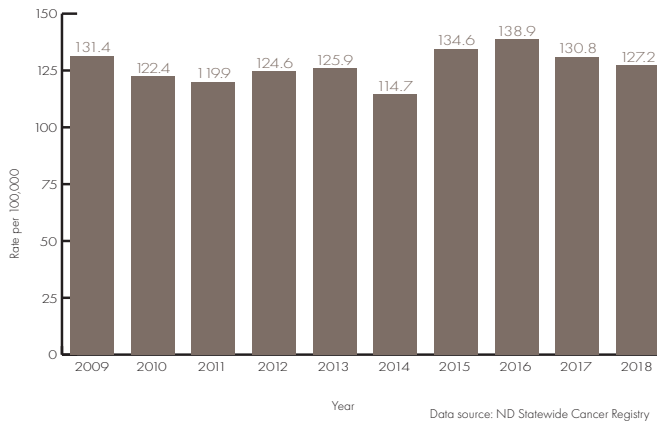
Prostate Cancer Incidence



Year Data source: ND Statewide Cancer Registry

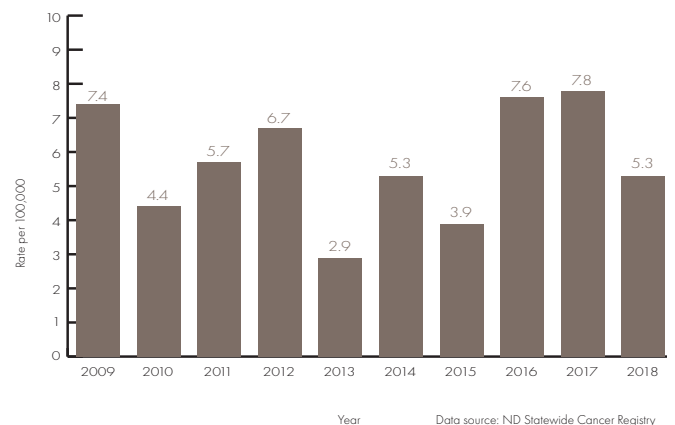
Breast Cancer

Mammography screening rates have stayed consistent between 2012 and 2020



Pap test screening rates dipped slightly between 2012 and 2020

Cervical Cancer



Colorectal Cancer

Colorectal cancer screening rates increased between 2012 and 2020

